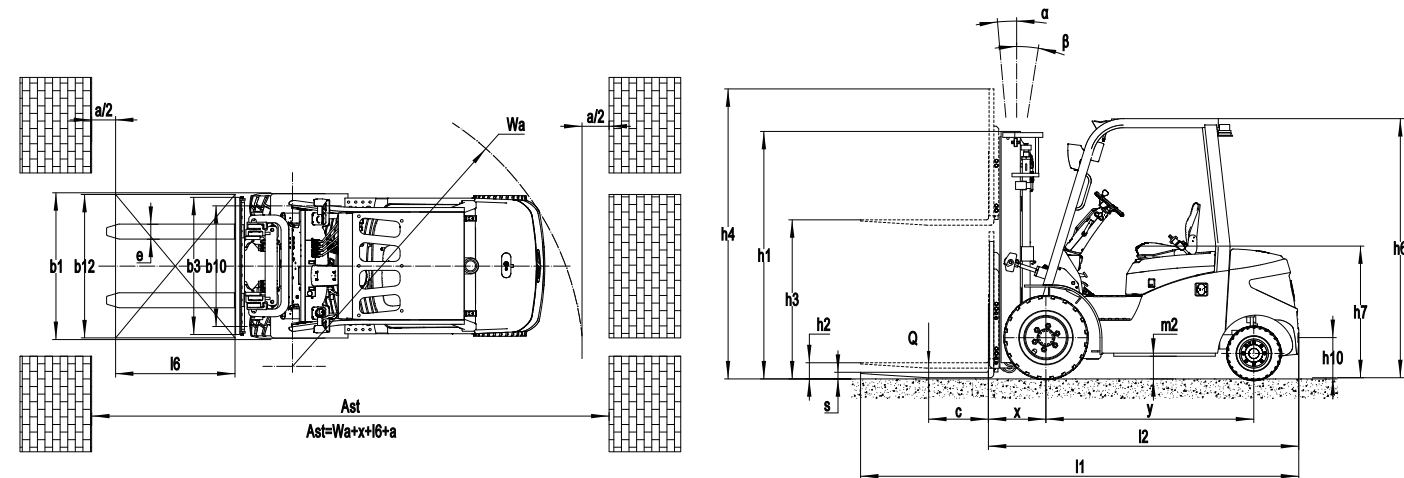


Line graph

EFL253/303/353(S)



Option

EFL253/303/353(S)

No.	Optional items	EFL253	EFL253(S)	EFL303	EFL303(S)	EFL353	EFL353(S)
1.1	Fork dimension	O 122*40*920 ● 122*40*1070 O 122*40*1150 O 122*45*1070 O 122*45*1150 O 122*45*1220 O 122*45*1370 O 122*45*1500 O 122*45*1600 O 122*50*1070 O 122*50*1150 O 122*50*1220 O 122*40*1220 O 122*40*1370 O 122*40*1500 O 122*40*1600 O 122*40*1700 O 122*40*1820 O 122*45*1700 O 122*45*1820 O 122*45*2000 O 122*50*1700 O 122*50*1820 O 122*50*2000 O 122*40*1900 O 122*40*2000 O 122*40*2200 O 122*45*2200 O 122*45*2400 O 122*50*2200 O 122*50*2420					
1.4	Fork carriage width	● 1040mm O Yes and can be customized		● 1100mm O Yes and can be customized			
1.5	Fork carriage height	● 1025mm O Yes and can be customized		● 1095mm O Yes and can be customized			
2.5	Front wheel material	O Pneumatic O Solid O Non-marking					
2.6	Rear wheel material	O Pneumatic O Solid O Non-marking					
2.7	Battery capacity	O 80V205AH O 80V280AH O 80V460AH	O 80V230AH O 80V460AH	O 80V205AH O 80V280AH O 80V410AH	O 80V230AH O 80V460AH	O 80V280AH O 80V410AH	O 80V280AH O 80V460AH
2.8	Charger	O 80V35A O 80V65A O 80V130A O 80V200A (only for 410Ah battery) O 80V35A (internal) O 80V60A (internal)	O 80V35A O 80V65A O 80V130A O 80V200A (only for 460Ah battery)	O 80V35A O 80V65A O 80V130A O 80V200A (only for 410Ah battery)	O 80V65A O 80V130A O 80V200A (only for 460Ah battery)	O 80V35A O 80V65A O 80V130A O 80V200A (only for 410Ah battery)	O 80V65A O 80V130A O 80V200A (only for 460Ah battery)
2.9	Battery indicator	● With time					
2.10	Seat type	O Regular O Premium O Suspension O Suspension + seatbelt logic switch					
2.11	Attachments	● No O Built-in sideshifter O External shifter O Fork positioner					
2.13	Traction pin	● Yes					
3.5	Front lamp	● LED					
3.6	Rear lamp	● No O LED					
3.7	Warning lamp	● Yes					
3.8	Steering lamp	● Yes					
3.9	Blue lamp	● No O 2 front O 1 rear O 2 front + 1 rear					
3.10	Area warning lamp	● No O 1 left + 1 right (red)					
3.11	Rearview mirror	● 1 in the middle O Add 1 on both sides					
3.12	Buzzer	● Yes					
3.17	OPS system	● Yes					
3.23	Telematics	● Yes and not customized					
4.3	Cabin	● No O Basic semi-enclosed cabin O Upgrade semi-enclosed cabin O Full cabin					
4.9	Heater	● No O Yes and not customized					

Note: ● Standard O Optional - Inconformity

New EFL Series

Both advantages of lithium and diesel in one truck



EP EQUIPMENT CO., LTD www.ep-ep.com

Tel: 86-571-28035656/28878695 Fax: 86-571-28035665 Email: info@ep-ep.com

NO.121 Yonghua Street, Shi Qiao Road, Xia Cheng Qu, Hangzhou, China



EFL253/303/353(S) ep-ep.com

EFL253/303/353(S)

Stronger Faster Easier

Parameters

EFL253/303/353(S)

Distinguishing mark	EP EP EP EP EP EP EP						
	1.1	1.2	1.3	1.4	1.5	1.6	1.7
1.1	Manufacturer		EP	EP	EP	EP	EP
1.2	Model designation		EFL253	EFL303	EFL353	EFL253S	EFL303S
1.3	Drive		Electric	Electric	Electric	Electric	Electric
1.4	Operator type		Seated	Seated	Seated	Seated	Seated
1.5	Load capacity	Q kg	2500	3000	3500	2500	3000
1.6	Load center distance	c mm	500	500	500	500	500
1.8	Load distance, centre of drive axle to fork	x mm	495	481	486	495	481
1.9	Wheelbase	y mm	1740	1740	1740	1740	1740
2.1	Service weight	kg	3780	4280	4570	3955	4305
2.2	Axle loading, laden front/rear	kg	5720/560	6595/685	7415/655	5795/660	6575/730
2.3	Axle loading, unladen front/rear	kg	1805/1990	1900/2380	1930/2640	1865/2090	1880/2425
3.1	Tyre type		Solid rubber	Solid rubber	Solid rubber	Solid rubber	Solid rubber
3.2	Tyre size, front		7.00-12	28x9-15	28x9-15	7.00-12	28x9-15
3.3	Tyre size, rear		18x7-8	18x7-8	18x7-8	18x7-8	200/50-10
3.5	Wheels, number front/rear (x=drive wheels)	mm	2x/ 2	2x/ 2	2x/ 2	2x/ 2	2x/ 2
3.6	Tread width, front	b10 mm	975	1010	1010	975	1010
3.7	Tread width, rear	b11 mm	955	955	955	955	955
4.1	Tilt of mast/fork carriage forward/backward	α/β °	6/ 10	6/ 10	6/ 10	6/ 10	6/ 10
4.2	Retracted mast height	h1 mm	2090	2070	2070	2090	2070
4.3	Free lift	h2 mm	120	135	135	120	135
4.4	Lift height	h3 mm	3000	3000	3000	3000	3000
4.5	Height, mast extended	h4 mm	4025	4095	4095	4025	4095
4.7	Height of overhead guard (cabin)	h6 mm	2165	2180	2180	2165	2180
4.8	Seat height/standing height	h7 mm	1095	1110	1110	1095	1110
4.12	Tow coupling height	h10 mm	330	345	345	330	345
4.19	Overall length	l1 mm	3600	3610	3688	3600	3610
4.20	Length to face of forks	l2 mm	2530	2540	2618	2530	2540
4.21	Overall width	b1/b2 mm	1054	1210	1210	1054	1210
4.22	Fork dimensions	s/e/l mm	40x122x1070	45x122x1070	50x122x1070	40x122x1070	45x122x1070
4.23	A,B Fork carriage class/type A, B		2A	3A	3A	2A	3A
4.24	Fork carriage width	b3 mm	1040	1100	1100	1040	1100
4.31	Ground clearance, laden, below mast	m1 mm	125	130	130	125	130
4.32	Ground clearance, center of wheelbase	m2 mm	170	185	185	170	185
4.34.1	Aisle width for pallets 1000x1200 crossways	Ast mm	4000	4028	4091	4000	4028
4.34.2	Aisle width for pallets 800x1200 lengthways	Ast mm	4200	4228	4291	4200	4228
4.35	Turning radius	Wa mm	2305	2347	2405	2305	2347
5.1	Travel speed, laden/unladen	km/h	11/12	11/12	11/12	16/17	16/17
5.2	Lifting speed, laden/unladen	m/s	0.29/0.36	0.29/0.36	0.28/0.36	0.4/0.5	0.4/0.5
5.3	Lowering speed, laden/unladen	m/s	0.43/0.44	0.43/0.44	0.43/0.44	0.43/0.44	0.43/0.44
5.5	Drawbar pull, laden/unladen	N	—	—	—	—	—
5.6	Max. drawbar pull, laden/unladen	N	—	—	—	—	—
5.8	Max. gradeability, laden/unladen	%	15/15	15/15	15/15	20/25	20/25
5.10	Service brake		Hydraulic	Hydraulic	Hydraulic	Hydraulic	Hydraulic
5.11	Parking brake		Mechanical	Mechanical	Mechanical	Mechanical	Mechanical
6.1	Drive motor rating S2 60 min	kW	10	10	10	17	17
6.2	Lift motor rating at S3 15%	kW	16	16	16	26	26
6.4	Battery voltage/nominal capacity	V/Ah	80V205AH	80V205AH	80V280AH	80V230AH	80V230AH
6.5	Battery weight	kg	—	—	—	—	—
8.1	Type of drive control		AC	AC	AC	AC	AC
10.5	Steering design		Hydraulic	Hydraulic	Hydraulic	Hydraulic	Hydraulic
10.7	Sound pressure level at the driver's ear	dB(A)	<74	<74	<74	<74	<74


High performance

1. Max travel speed (unladen) 17km/h (option) to cover diverse intralogistics application needs
2. Max battery capacity 80V/460Ah and max charging current 200A for longer uptime and fast charging
3. Max gradeability (laden/ unladen) 20/25% to deliver better stability on ramps
4. Max lifting speed (unladen) 0.5m/s for greater efficiency




Lithium technology to replace internal combustion engine

The lithium technology has proven itself as an emission-free and maintenance-free alternative to diesel. The new generation of EFL series handles loads with consistently high performance due to opportunity charging even for the most demanding applications.



Multi-functions for safe operation and easy fleet management

The new EFL series is equipped with a variety of functional configurations, such as OPS system, Telematics and card system, which not only takes security as priority but also reinforce easier fleet management.



The truck structure integrates aesthetics and practical design

Both practicality and beauty are reflected in the design of the new EFL series. It inherits the robust chassis of the T8 IC truck series and features a more streamlined and compact counterweight, to better fit in confined space. Plus, the rain-proofed charging port protects the port from water splash and ensures charging safety.



Ergonomic improvements for comfortable operation

The workspace of the new EFL series is more spacious with a simplified panel and a comfortable pedal. The series features a new LCD display that clearly shows speed, working hours, battery status, mileage and parking status so the operator can easily grasp the truck conditions just with a glance.

Optimized overhead guard for usage of a full cabin

The brand new overhead guard is bolted, instead of welded, to the truck frame and this is more suitable for usage of a full cabin to cope with all weathers. For flexible strategy, it is easy to install or detach a cabin across different trucks.



Full Cabin (option)

